




































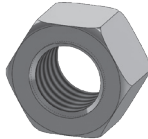




EMPIRE	ANVIL	PHD	B-LINE	ELITE	ITEM DESCRIPTION	IMAGE
						
11	260	450	B3100	4000 - 4100	Adjustable Clevis Hanger	
<i>11B - Plain Carbon Steel (1/2"-16")</i>						
<i>11G - Electro-Galvanized (1/2"-20")</i>						
<i>11SS - T-304 Stainless Steel (1/2"- 18")</i>						
<i>11SX - T-316 Stainless Steel (3"- 6")</i>						
11GI	260	450	B3100	4000 - 4100	Galvanized Clevis Hanger: Imported	
<i>11GI - Electro-Galvanized (1/2"-12")</i>						
11PG	-	-	-	-	Adjustable Clevis Hanger - Gray Pipe Guard	
<i>11PG - Pipe Guard (2"-10")</i>						
<i>11PGI - Pipe Guard Imported (3/4" - 12")</i>						
						
110	65	440 - 441	B3104	4200 - 4300	Clevis Hanger Light weight	
<i>110B - Plain Carbon Steel(3/4"- 4")</i>						
<i>110G - Electro-Galvanized (2"- 4")</i>						
<i>110PC - Plastic Coated (4")</i>						
110GI	65	440 - 441	B3104	4200 - 4300	Galvanized Clevis Hanger, Light Weight: Imported	
<i>110GI - Electro-Galvanized (3")</i>						
110CTI	CT-65	442	B3104CT	4400	Light Weight Clevis Hanger for Copper Tubing: Imported	
<i>110CTI - Copper Gard (1/2"- 4")</i>						
						
11V	-	450V	-	-	V-Bottom Clevis Hanger	
<i>11VB - Plain Carbon Steel (Size 1-2)</i>						
<i>11VG - Electro-Galvanized (Size 1-2)</i>						

EMPIRE	ANVIL	PHD	B-LINE	ELITE	ITEM DESCRIPTION	IMAGE		
12V	-	450T	B3106V	-	V-Support Trough			
<i>12V - Electro-Galvanized (Size 1&2x10")</i>								
114					Turnbuckle Adjuster			
<i>114B - Plain Carbon Steel (3/8")</i>								
129CT	-	-	-	-	Van (Bell Type) Hanger Copper Gard			
<i>129CT - Copper Gard (1/2" - 1-1/2")</i>								
137		90		1500	Standard U-Bolt			
<i>137B - Plain Carbon Steel (1" - 8")</i>								
<i>137G - Electro-Galvanized (1/2" - 12")</i>								
<i>137SS - T-304 Stainless (1/2" - 12")</i>								
13	290	525	B3200	-	Weldless Eye Nut			
<i>13BI - Plain Carbon Steel (1/2" - 1")</i>								
								
167	167	170	B3151	1250	Pipe Covering Protection Shield			
<i>167G - Electro-Galvanized (sizes 1 - 15)</i>								
						  		
21L	95	250	B351L	-	Stainless Steel C-Clamp with Locknut			
<i>21LSS - T-304 Stainless (3/8" - 1/2")</i>								
								
212		520BLK-521ZINC	B3140	6100/6000	Standard Pipe Clamp			
<i>212B - Plain Carbon Steel (3/4" - 6")</i>								
<i>212G - Electro-Galvanized (1" - 6")</i>								
<i>212SS - T-304 Stainless Steel (1/2" - 6")</i>								

EMPIRE	ANVIL	PHD	B-LINE	ELITE	ITEM DESCRIPTION	IMAGE
231CT	-	-	-	-	Two Hole Pipe Strap for Copper Tubing	
<i>231CT - Copper Gard (1/2" - 1-1/2")</i>						
231	-	825	-	-	Two Hole Pipe Strap	
<i>231G - Electro-Galvanized (1/2" - 4")</i>						
<i>231SS - T-304 Stainless (4")</i>						
240	-	-	-	-	Stud Guard	
<i>240G - Electro-Galvanized, Triangle point (3")</i>						
						
310	69	151	B3170	3000 - 3200	Emlok™ Swivel Hanger	
<i>310G - Electro-Galvanized (1/2" - 3")</i>						
						
310NFPA	69	141	B3170NF	3000 - 3200	Emlok™ Swivel Hanger for National Fire Protection	
<i>310NF - Electro-Galvanized (2-1/2" - 4" [3/8" nut] 5"-10" [1/2" nut])</i>						
						
310SS/SX	-	-	-	-	Stainless Steel Swivel Hanger	
<i>310SS - T-304 Stainless (1/2" - 6")</i>						
310CTI	CT-69	152	B3170CT	3100	Swivel Ring Hanger for Copper Tubing (Imported)	
<i>310CTI - Copper Gard (1/2" - 4") - Import</i>						
						
31	-	180 181	B3172	-	Adjustable Band Hanger	
<i>31SS - T-304 Stainless (1/2" - 8")</i>						

EMPIRE	ANVIL	PHD	B-LINE	ELITE	ITEM DESCRIPTION	IMAGE						
40HS	-	-	-	-	"Handy" Split Ring Hanger							
<i>40HS - Electro-Galvanized (Size 1 - 10)</i>												
41A	128R	940 941	B3199	3700 3710 3720	Hanger Flange							
<i>41AB - Plain Malleable Iron (3/8")</i>												
<i>41AG - Electro-Galvanized (3/8" - 1/2")</i>												
<i>41ACT - Copper Gard (3/8")</i>												
<i>41ASSI - T-304 Stainless (3/8" - 1/2")</i>												
41	-	510R	B3198R	5300	Split Ring Hanger (Bolt Thread)							
<i>41SSI - T-304 Stainless (3/8" - 4")</i>												
41H	138R	508R	B3198H	5000 5100	Split Ring Hanger (Bolt Thread) Hinge Design							
<i>41HB - Plain Malleable Iron (1/2" - 4")</i>												
<i>41HG - Electro-Galvanized (1/2" - 4")</i>												
41HCT	CT-138R	512H	B3198HCT	5200	Split Ring Hanger (Bolt Thread) Hinge Design For Copper Tube							
<i>41HCT - Copper Gard (3/8" - 4")</i>												
428KT	-	-	-	-	Adjustable Pipe Saddle Support Kit							
<i>428KT - Hot-Dip Galvanized (Sizes 3, 4, 6, 8, 10, 12)</i>												
429KT	-	-	-	-	Adjustable Pipe Saddle Support Kit W/ U-Bolt							
<i>429KT - Hot-Dip Galvanized (Sizes 2, 3, 4, 6, 8, 10, 12)</i>												
												
50	261	550 551	B3373	6200 - 6300	Riser Clamp							
<i>50B - Plain Carbon Steel (3/4" - 16")</i>												
<i>50G - Electro-Galvanized (1/2" - 16")</i>												
<i>50SS - T-304 Stainless (1/2" - 24")</i>												

EMPIRE	ANVIL	PHD	B-LINE	ELITE	ITEM DESCRIPTION	IMAGE
50CTI	CT-121	552	B3373CT	4600	Riser Clamp for Copper tubing Imported	
50CTI - Copper Gard (1/2" - 6")						
50SA	-	-	-	-	Short Arm Riser Clamp	
50SAB - Plain Carbon Steel (3/4" - 6")						
51	135	100	B655	100L	Rod Coupling	
51G - Electro-Galvanized (1/4" - 7/8")						
52	-	130	-	WAS	Round Steel Washer	
52G - Electro-Galvanized (3/8" - 1/2")						
52SS - T-304 Stainless (3/8" - 1/2")						
53	202	920	B3060	-	Angle Bracket	
53B - Plain Carbon Steel (3/8")						
53SS - T-304 Stainless Steel (3/8" - 1/2")						
56	Hex Nut	110	-	-	Standard Hex Nut Packaged	
56G - Electro-Galvanized (1/4" - 5/8")						
56SS - T-304 Stainless (3/8" - 3/4")						
60	-	-	-	-	1/4" Beam Clamp	
60G - Electro-Galvanized (1/4")						
61	93 94	360	B3033	BC2	Wide Mouth Beam Clamp	
61B - Plain Ductile Iron (3/8" - 5/8")						
61G - Electro-Galvanized (3/8" - 5/8")						




EMPIRE	ANVIL	PHD	B-LINE	ELITE	ITEM DESCRIPTION	IMAGE
						
62	92	350	B3034	BC1	Small Mouth Beam Clamp	
62B - Plain Malleable Iron (3/8" - 3/4")						
62G - Electro-Galvanized (3/8" - 3/4")						
62SS - T-304 Stainless (3/8" - 1/2")						
63	AS-85	-	B444	BC4	Rod Support Clamp	
63G - Electro-Galvanized (1/4" - 1/2")						
66L	66	900	B3083	-	Welding Beam Attachment (W/O Nut or bolt)	
66L - Plain Carbon Steel (1/2" - 1")						
73	-	47S	-	-	Drop In Anchor	
73G - Electro-Galvanized (3/8" - 5/8")						
8000	AS-NS	3001 - 3011	N/WO Series	NUTWOS	Strut Nut	
8000Z - Zinc Plated (1/4" - 5/8")						
8000SX - T-316 Stainless (3/8")						
8100	AS-RS	3101 - 3111	N221 - N278	NUTLS	Spring Strut Nut	
8100Z - Zinc Plated (1/4" - 1/2")						
8100SX - T-316 Stainless (3/8" - 1/2")						
8150	AS-TG	-	TN221 - TN525	NTUTS	Top Spring Strut Nut	
8150Z - Zinc Plated (3/8" - 1/2")						

EMPIRE	ANVIL	PHD	B-LINE	ELITE	ITEM DESCRIPTION	IMAGE
8200	AS100AS	2001 - 2016	B2000 Series (for IPS)	RPC	Strut Pipe Clamp Assembled	
8200Z - Zinc Plated (1/2" - 12")						
8200SS - T-304 Stainless (1/2" - 8")						
8200SX - T-316 Stainless (1/2")						
8300	AS1200CDL Series	2302 - 2314	B2000 (DCU Series for CTS)	CST	Strut Pipe Clamp Assembled (For Copper Tube)	
8300CT - Copper Gard (3/8" - 4")						
8300CTP - Copper Plated (3/4" - 2")						
8350	AS1300AS Series	2101 - 2107	B2200 Series	-	Universal Pipe Clamp	
8350Z - Zinc Plated (1/2")						
8500	AS004OD - AS106P	2501 - 2514	BVT Series	STCC	Cushion Clamp (O.D. Size)	
8500Z - Zinc Plated (1/4" - 4-1/8")						
8500SS - T-304 Stainless (1/4" - 2-5/8")						
9001FF	AS619	5000 - 5004	B200 - B202-2	F13 - F18	1-5/8" Square Strut Washer	
9001FFZ - Zinc Plated (3/8" - 3/4")						
9001FFSX - T-316 Stainless (3/8" - 1/2")						
9002FF	AS2504	5005 - 5008	B202-1D - B202-2D	F11 - F12	1-5/8" Square Strut Washer With Guides	
9002FFZ - Zinc Plated (3/8")						
9007FF	-	5015	B341	-	Four Hole Splice Plate (1-5/8" x 7-1/4")	
9005FFZ - Zinc Plated (1-5/8" x 4-5/8")						
9022CA	AS603	5112	B230	L11	Two Hole Corner Angle	
9022CAZ - Zinc Plated (1-7/8" x 2")						
9022CASS - T-304 Stainless (1-7/8" x 2")						

EMPIRE	ANVIL	PHD	B-LINE	ELITE	ITEM DESCRIPTION	IMAGE
9028CA	AS921	5122	B232	L19	Three Hole Corner Angle	
9028CAZ - Zinc Plated (1-7/8" x 3-7/8")						
9030CA	AS607	5130 (3-1/2" x 4-3/16")	B104	L22	Four Hole Corner Angle	
9030CAZ - Zinc Plated (3-1/2" x 4-1/8")						
9030CASS - T-304 Stainless (3-1/2" x 4-1/8")						
9031CA	-	5131 (3-13/16" x 3-7/8")	B115 (3-3/4" x 3-15/16")	-	Four Hole Corner Angle	
9031CAZ - Zinc Plated (3-7/8 x 3-3/4")						
9033CAZ - Zinc Plated (3-1/2" x 4-1/8")						
9046AF	AS781	5345	B248	L47	Four Hole Open Angle 45 Degrees	
9046AFZ - Zinc Plated (3-1/2" x 3-11/16")						
9081BC	AS686	7040	B355	-	Strut Beam Clamp Notched	
9081BCZ - Zinc Plated (2-3/4" x 1/4")						
9086BC	AS2651 T1	7070	B441- 22	-	Strut U-Bolt Beam Clamp	
9086BCZ - Zinc Plated (13/16", 1-5/8" Strut)						
9087BC	AS2651 T2	7075	B441-22A	-	Strut U-Bolt Beam Clamp	
9087BCZ - Zinc Plated (2-7/16", 3-3/4" Strut)						
7505RT	HBM / HBM-5-H- 164-PG	-	DBM / DB5	-	Mini Rooftop Support Block with 13/16" X 1-5/8" Strut Channel	
7505RT - Recycled Rubber Rooftop support base only						
7505RT7200Z - Recycled Rubber Base w/ Pre-Galvanized Strut Channel						

EMPIRE	ANVIL	PHD	B-LINE	ELITE	ITEM DESCRIPTION	IMAGE
7510RT	HBS / HBS-10-H-164-PG	RTSB SMSB13	DBP / DB10	-	Rooftop Support Block with Strut Channel	
7510RT - Recycled Rubber Rooftop support base only						
7510RT7100Z - Recycled Rubber Base w/ 1-5/8" X 1-5/8" Pre-Galvanized Strut Channel						
7510RT7200Z - Recycled Rubber Base w/ 13/16" X 1-5/8" Pre-Galvanized Strut Channel						
7510RTE7200Z1200	HBS-CE10-8-H-164-PG/ HBS-CE10-12-H-164-PG	SOSB1308/ SOSB1312	DBE10-8/ DBE10-12	-	Rooftop Support Block with Elevated 13/16" X 1-5/8" Strut Channel	
7520RT7200Z	HBS-24-H-164-PG	SBSB1321	DB20	-	Rooftop Support Block 20" with 13/16" X 1-5/8" Strut Channel	
9089PB	AS3025	-	-	P09	Post Base for 1-5/8" x 1-5/8" Stut	
9089BZ - Zinc Plated (1-5/8" x 1-5/8" Strut)						
9090PB	AS3025FL	6030 (3-1/8" x 8")	B280FL (3-1/8" x 8")	-	Post Base Flush Mount (4" x 6")	
9090PBZ - Zinc Plated (1-5/8" x 1-5/8" Strut)						
9090PBSS - Stainless (1-5/8" x 1-5/8" Strut)						
9093PB	AS3303	6020	B280	P11	Post Base Diagonal (6" x 6")	
9092PBZ - Zinc Plated (1-5/8" x 1-5/8" Strut)						
9092PB	AS3013SQ	6010	B279SQ	P10	Post Base (6" x 6")	
9092PBZ - Zinc Plated (1-5/8" x 1-5/8" Strut)						
9093PB	AS3033	6020	B280	P11	Post Base Diagonal (6" x 6")	
9093PBZ - Zinc Plated (1-5/8" x 1-5/8" Strut)						

EMPIRE	ANVIL	PHD	B-LINE	ELITE	ITEM DESCRIPTION	IMAGE
9094PB	AS3033SQ	6025	B280SQ	-	Post Base (6" x 6")	
<i>9094PBZSS-T-304 Stainless (1-5/8" x 1-5/8" Strut)</i>						
<i>9094PBZ-Zinc Plated (1-5/8" x 1-5/8" Strut)</i>						