



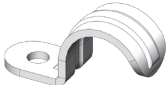

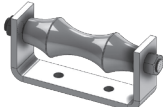



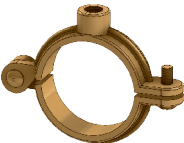












EMPIRE	ANVIL	PHD	B-LINE	ITEM DESCRIPTION	IMAGE
					
11	260	450	B3100	Adjustable Clevis Hanger	
<i>11B - Plain Carbon Steel (1/2" - 16")</i>					
<i>11G - Electro-Galvanized (1/2" - 24")</i>					
<i>11SS - T-304 Stainless (1/2" - 12")</i>					
<i>11SX - T-316 Stainless (1/2" - 12")</i>					
11GI	260	450	B3100	Galvanized Clevis Hanger (Imported)	
<i>11GI - Electro-Galvanized (1/2" - 12")</i>					
					
11V	-	450V	-	V-Bottom Clevis Hanger	
<i>11VG - Electro-Galvanized (Size 1)</i>					
					
110	65	440	B3104	Clevis Hanger Light Weight	
<i>110B - Plain Carbon Steel (1/2" - 4")</i>					
<i>110G - Electro-Galvanized (1/2" - 4")</i>					
110GI	65	440	B3104	Galvanized Light Weight Clevis Hanger (Imported)	
<i>110GI - Electro-Galvanized (1/2" - 4")</i>					
110CTI	CT-65	442	B3104CT	Light Weight Clevis Hanger For Copper Tubing (Imported)	
<i>110CTI - Copper Gard (1/2" - 4")</i>					
					
110PC	-	453	B3100C	Light Weight Clevis Hanger Plastic Coated	
<i>110PC - Plastic Coated (1/2" - 8")</i>					
136	AS51	840	B422	Right Angle Clamp	
<i>136G - Electro-Galvanized (1/2" - 4")</i>					
<i>13SS - T-304 Stainless (1/2" - 2")</i>					



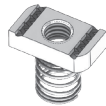
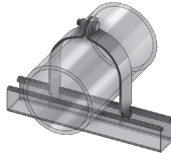


EMPIRE	ANVIL	PHD	B-LINE	ITEM DESCRIPTION	IMAGE
137	137	90 91	B3188	Standard U-Bolt	
<i>137B - Plain Carbon Steel (1/2" - 10")</i>					
<i>137G - Electro-Galvanized (1/2" - 20")</i>					
<i>137HDG - Hot-Dip Galv (1/2" - 12")</i>					
<i>137SS - T-304 Stainless (1/2" - 12")</i>					
13	290	35	B3200	Weldless Eyenut	
<i>13BI - Plain Malleable Iron (3/8" - 7/8")</i>					
<i>13HDG - Hot-Dip Galv (3/8" - 7/8")</i>					
153	-	905	B3058	Side Beam Connector	
<i>153B Plain Malleable Iron (3/8")</i>					
157	157	25	B3203	Extension Piece for Malleable Center Load Beam Clamp	
<i>157G Electro-Galvanized (3/8" - 7/8")</i>					
					
167	167	170	B3155	Pipe Covering Protection Shield	
<i>167G - Electro-Galvanized (Size 0-13)</i>					
					
21L	95	250	B351L	C-Clamp With Lock nut	
<i>21LB - Plain Carbon Steel (3/8")</i>					
<i>21LG - Electro-Galvanized (3/8" - 1/2")</i>					
<i>21LSS - T-304 Stainless (3/8")</i>					
218	218	630	B3054 ZN	Malleable Center Load Beam Clamp	
<i>218G Electro-Galvanized</i>					


EMPIRE	ANVIL	PHD	B-LINE	ITEM DESCRIPTION	IMAGE
231	-	825	-	Two Hole Pipe Strap	
231G - Electro-Galvanized (1/4" - 6")					
231SS - T-304 Stainless (3/8" - 4")					
231CT	-	-	-	Two Hole Pipe Strap for Copper Tubing	
231CT - Copper Gard (1/2" - 2")					
233	-	835	-	One Hole Pipe Strap	
233G - Electro-Galvanized (1/2" - 2")					
23L	86	270	B3036L	Ductile Iron C-Clamp With Locknut	
23LB - Plain Ductile Iron (3/8" - 3/4")					
23LG - Electro-Galvanized (3/8" - 1/2")					
272	181	470	B3100	Adjustable Roller Hanger	
272B Plain Finish (2" - 12")					
272G - Electro-Galvanized (2" - 24")					
275	175	460	B3120	Roller Chair	
275B - Plain Finish (2" - 12")					
275G - Electro-Galvanized (2" - 18")					
277	202	490	B3060	Adjustable Two Rod Roller	
277B - Plain Finish (2" - 12")					
277HDG - Hot-Dip Galvanized (2" - 24")					
					
1900 - 1905					
1900B-Plain Finish-(1" INS 1-1/2"- 5" Pipe Size)	160	B3160	651	Pipe Covering Protection Saddle	
1901B-Plain Finish-(1-1/2" INS, 3/4" - 14" Pipe Size)	161	B3161	653		
1902B-Plain Finish-(2" INS, 3/4" - 14" Pipe Size)	162	B3162	654		
1903B-Plain Finish-(2-1/2" INS, 1-1/4" - 8" Pipe Size)	163	B3163	655		
1904B-Plain Finish-(3" INS, 2" - 8" Pipe Size)	165	B3165	658		

EMPIRE	ANVIL	PHD	B-LINE	ITEM DESCRIPTION	IMAGE
					
310	69	152	B3170	Emlock™ Swivel Hanger	
310G - Electro-Galvanized (1/2" - 3")					
310SS - T-304 Stainless (1/2" - 4")					
310CTI	CT-69	152	B3170CT	Swivel Ring Hanger For Copper Tubing (Imported)	
310CTI - Copper Gard (1/2" - 4")					
					
310NFPA	69	141	B3170NF	Emlock™ Swivel Hanger For National Fire Protection	
310NF - Electro Galv -(2-1/2"-8" [3/8" nut] 5"- 8" [1/2" nut])					
41A	128R	940 941	B3199	Hanger Flange	
41AB - Plain Malleable Iron (3/8" - 1/2")					
41AG - Electro-Galvanized (3/8" - 1/2")					
41ACT - Copper Gard (3/8" - 1/2")					
41ASSI - T-304 Stainless (3/8")					
41	-	510R	B3198R	Split Ring Hanger (Bolt Thread)	
41SSI - T-304 Stainless (3/8" - 4")					
41H	138R	508R	B3198H	Split Ring Hanger Hinged	
41HB - Plain Malleable Iron (3/8" - 4")					
41HG - Electro-Galvanized (1/2" - 4")					
41HCT	CT138R	512H	B3198HCT	Split Ring Hanger Hinged For Copper Tubing	
41HCT - Copper Gard (1/2" - 4")					

EMPIRE	ANVIL	PHD	B-LINE	ITEM DESCRIPTION	IMAGE
428KT	-	-	-	Adjustable Pipe Saddle Support Kit	
428KTHDG - Hot-Dip Galv (Size 2-16)					
428KTSX - T-316 Stainless (Size 2-12)					
429KT	-	-	-	Adjustable Pipe Saddle Support with U-Bolt, Kit	
429KTHDG - Hot Dip Galv (Size 2 - 16)					
429KTSX - T-316 Stainless (Size 2 - 12)					
					
50	261	550 551	B3373	Riser Clamp	
50B - Plain Carbon Steel (1/2" - 16")					
50G - Electro-Galvanized (1/2" - 24")					
50SS - T-304 Stainless (3/4" - 12")					
50CTI	CT-121	552	B3373CT	Riser Clamp for Copper Tubing (Imported)	
50CTI - Copper Gard (1/2" - 6")					
					
53	202	920	B3060	Angle Bracket	
53G - Electro-Galvanized (3/8" - 5/8")					
60	-	-	-	1/4" Beam Clamp	
60G - Electro-Galvanized (1/4")					
					
61	93 94	360	B3033	Top Beam Clamp	
61B - Plain Malleable Iron (3/8" - 3/4")					
61G - Electro-Galvanized (3/8" - 3/4")					

EMPIRE	ANVIL	PHD	B-LINE	ITEM DESCRIPTION	IMAGE
					
62	92	350	B3034	Junior Top Beam Clamp	
62B - Plain Malleable Iron (3/8" - 7/8")					
62G - Electro-Galvanized (3/8" - 7/8")					
62SS - T-304 Stainless (1/4" - 1/2")					
62SX - T-316 Stainless (3/8" - 1/2")					
63	AS-85	-	B444	Rod Support Clamp	
63G - Electro-Galvanized (1/4" - 1/2")					
					
66L	66	900	B3083	Welded Beam Attachment W/O Hardware	
66L - Plain Carbon Steel (3/8" - 1")					
66LG - Electro-Galvanized (3/8" - 1")					
66W	66	900	B3083	Welded Beam Attachment W/ Hardware	
66W - Plain Carbon Steel (3/8" - 1")					
66WG - Plain Carbon Steel (3/8" - 7/8")					
7001	A12HS	1011	B22SH	1-5/8" x 1-5/8" 12ga Slotted Strut Channel	
7001P1210 - Green Painted					
7001SS1210 - T-304 Stainless					
7101	A14HS	1111	B24SH	1-5/8" x 1-5/8" 14ga Slotted Strut Channel	
7101P1410 - Green Painted					
7101SS1410 - T-304 Stainless					
7201	C14HS	1311	B54SH	13/16" x 1-5/8" 14ga Slotted Strut Channel	
7201Z1410 - Zinc Plated					
7201SS1410 - T-304 Stainless					
7505RT	HBM-5-H-164-PG	-	-	5" Mini Rooftop Support Block	
7505RT7200Z - Mini Support Block With 13/16" Pre-Galvanized Strut					

EMPIRE	ANVIL	PHD	B-LINE	ITEM DESCRIPTION	IMAGE	
7510RT	HBS-10-H-164-PG	-	SMSB13	9.8" Rooftop Support Block		
7510RT7200Z - 9.8" Rooftop Support Block With 13/16" Pre-Galvanized Strut						
7510RTE7200Z1200 - 9.8" Rooftop Support Block With Elevated 13/16" Pre-galvanized Strut (6"-12" high)						
7510RTE	HBS-CE10-8-H-164-PG	-	DBE10	9.8" Rooftop Support Block with Adjustable Elevated Strut		
7510RTE7200Z1200 - 9.8" Rooftop Support Block W/ Elevated 13/16" Pre-Galvanized Strut						
8000	AS-NS	3001	N/WO Series	Strut Nut		
8000Z - Zinc Plated (1/4" - 1/2")		-				3011
8100	AS-RS	3101	N221	Spring Strut Nut		
8100Z - Zinc Plated (1/4" - 3/4")		-	-			
8100SX - T-316 Stainless (1/4" - 3/4")		3111	N278			
8200	AS1100AS	2001	B2007PA	Strut Pipe Clamp Assembled		
8200Z - Zinc Plated (3/8" - 12")		-	-			B2132PA
8200SS - T-304 Stainless (1/2" - 8")		-	-			
8200SX - T-316 Stainless (1/2" - 10")		2016				
8300	AS1200CDL Series	2302	B2025PA (DCU)	Strut Pipe Clamp Assembled (Copper Tube)		
8300CT - Copper Gard (3/8" - 6")		-	-			B2110PA (DCU)
8300	AS1300AS Series	2101	B2207PA	Universal Pipe Clamp		
8350Z - Zinc Plated (1/2" - 2")		-	-			B2213PA
8500	ASOO4OD	2501	BVT025	Cushion Clamp (O.D. Size)		
8500Z - Zinc Plated (1/4" - 4-1/2")	-	-	-			
8500SS - T-304 Stainless (1/4" - 2-3/8")	AS106P	2514	BVT412			
9001FF	AS619	5000	B200	1-5/8" Square Strut Washer		
9001FFZ - Zinc Plated (1/4" - 3/4")		-	-			-
9001FFSS - T-304 Stainless (3/8" - 1/2")		-	-			-
9001FFSX - T-316 Stainless (3/8" - 3/4")		5004	B202-2			

EMPIRE	ANVIL	PHD	B-LINE	ITEM DESCRIPTION	IMAGE
9007FF	AS888	5015	B341	Four Hole Splice Plate	
9007FFZ - Zinc Plated (1-5/8" x 7-1/4")					
9011FF	AS718	5025	B140	Three Hole Corner Plate	
9011FFZ - Zinc Plated (3-1/2" x 3-1/2")					
9014FF	AS719	5030	B143	Four Hole Corner Plate	
9014FFZ - Zinc Plated (3-1/2" x 5-3/8")					
9016FF	AS714	5035	B133	Four Hole Tee Plate	
9016FFZ - Zinc Plated (3-1/2" x 5-3/8")					
9022CA	AS603	5112	B230	Two Hole Corner Angle	
9022CASS - T304 Stainless (1-7/8" x 2")					
9022CAZ - Zinc Plated (1-7/8" x 2")					
9023CA	AS604	5110 (1-5/8" x 2-1/4")	B101	Two Hole Corner Angle	
9023CAZ - Zinc Plated (1-5/8" x 2-1/4")					
9026CA	AS605 (2-5/16" x 3-1/2")	5120 (2-5/16" x 3-1/2")	B102	Three Hole Corner Angle	
9026CAZ - Zinc Plated (2-1/4" x 3-1/2")					
9027CA	AS606	5121 (1-5/8" x 4-3/16")	B103	Three Hole Corner Angle	
9027CAZ - Zinc Plated (1-5/8" x 4-1/8")					
9030CA	AS607	5130 (3-1/2" x 4-3/16")	B104	Four Hole Corner Angle	
9030CAZ - Zinc Plated (3-1/2" x 4-1/8")					
9030CASS - T304 Stainless (3-1/2" x 4-1/8")					
9030CASX - T316 Stainless (3-1/2" x 4-1/8")					



EMPIRE	ANVIL	PHD	B-LINE	ITEM DESCRIPTION	IMAGE
9046AF	-	5345	B248	Four Hole Open Angle 45°	
9046AFZ - Zinc Plated (3-1/2" x 3-11/16")					
9047AF	AS 624	5361	B155	2-Hole 45 Degree Closed Angle	
9047AFZ - Zinc Plated (2-1/2" x 3-1/2")					
9048AF	AS 793	5371	-	4-Hole 45 Degree Closed Angle	
9048AFZ - Zinc Plated (4-3/8" x 5")					
9081BC	AS 686	7040	B355	Strut Beam Clamp	
9081BCZ - Zinc Plated					
9085BC	AS855	7060	B314	Strut Beam Clamp Window type	
9085BCZ - Zinc Plated (1-5/8" Strut)					
9086BC	AS855	7060	B314	Strut Beam Clamp Window type	
9086BCZ - Zinc Plated (13/16", 1-5/8" Strut)					
9086BCSX - T316 Stainless (13/16", 1-5/8" Strut)					
9087BC	AS2651-T2	7075	B441-22A	Strut U-Bolt Beam Clamp	
9087BCZ - Zinc Plated (2-7/16", 3-1/4" Strut)					
9089PB	AS3025	-	-	Post Base (4"x6")	
9089PBZ - Zinc Plated (1-5/8"x1-5/8" Strut)					
9090PB	-	6030	B280FL	Post Base Flush Mount	
9090PBZ - Zinc Plated (1-5/8"x1-5/8" Strut)					
9094PB	AS3033SQ	6025	B280SQ	Post Base (6"x6")	
9094PBZ - Zinc Plated (1-5/8"x1-5/8" Strut)					
9094PBSS - T-304 Stainless (1-5/8"x1-5/8" Strut)					
9094PBSSX - T-316 Stainless (1-5/8"x1-5/8" Strut)					